

RESIDENTIAL GARAGE DOOR

24 GAUGE • OVERHEAD W/STYLE & MOTOR OPTIONS

CUSTOM BUILT STRUCTURES



Sherwood Style Door

Upgrade to an Overhead Garage Door

LIMITED TO 4.5-HOUR RADIUS FROM MOUNT AIRY, NC. Constructed of top quality materials, highly detailed raised panels, deep woodgrain texture, and two-coat prefinished paint system all combine to enhance the beauty of your garage from Custom Built Structures, Inc.

All doors must have 2' of clearance! Frame Out Charge Required.
Must be on Mayberry Overhead Doors order form. Installed 2 weeks after building installation.

YOUR PREMIER STEEL BUILDING CHOICE



Address:
510 Riverside Drive
Mount Airy, NC 27030



Website:
CustomBuiltStructures.com



Phone:
877-552-7020



Stockton Style Door

*Prices are subject to change without notice. *Return trip and labor fee will be added to any additional order.

* No surcharge for installations within 3 hours of our North Carolina shop, a 2.5% surcharge applies if beyond 3 hours or from our Arkansas or Texas shops.

24 GAUGE RESIDENTIAL NON-INSULATED GARAGE DOOR		24 GAUGE RESIDENTIAL VINYL BACK INSULATED GARAGE DOOR	
8x7	\$960 each	8x7	\$1,110 each
8x8	\$1,085 each	8x8	\$1,235 each
9x7	\$980 each	9x7	\$1,185 each
9x8	\$1,135 each	9x8	\$1,335 each
10x7	\$1,150 each	10x7	\$1,315 each
10x8	\$1,270 each	10x8	\$1,500 each
12x7	\$1,360 each	12x7	\$1,665 each
12x8	\$1,600 each	12x8	\$1,950 each
16x7	\$1,745 each	16x7	\$2,425 each
16x8	\$2,150 each	16x8	\$2,625 each

VINYL BACK INSULATED, NO GLASS, BRACKET MOUNT	
10x10	\$2,200 each
12x10	\$3,025 each
12x12	\$3,510 each
14x12	\$4,175 each
14x14	\$5,050 each

ADD-ON OPTIONS			
Add Glass	\$200 per door	Outside Keypad	\$100 each
Add Inserts	\$75 per door	Remotes	\$45 each

NON-INSULATED, NO GLASS, BRACKET MOUNT		
10x10	\$1,850 each	
12x10	\$2,480 each	
12x12	\$2,855 each	
14x12	\$3,415 each	
14x14	\$4,160 each	

MOTORS			
STYLE	7' Door	8' Door	10' Door
8165 Contractor series Liftmaster Chain drive <i>Motor comes with Safety Sensors, Wall Station, One Remote, Wi-Fi Connectivity</i>	\$555	\$610	\$665
8450 Belt drive premium series Motor <i>Motor comes with Safety Sensors, Wall Station, One Remote, Wi-Fi Connectivity</i>	\$720	\$780	\$845
Jackshaft Motor <i>Motor comes with Safety Sensors, Automatic Lock, Backup Battery, Wall Station, One Remote and Wi-Fi Connectivity</i>	Doors 10' or Taller \$1,000		

COLOR OPTIONS

WHITE

SANDSTONE

ALMOND

BROWN

GRAY

TAN

BLACK

WALNUT

OAK

DRIFTWOOD

COLOR PRICING		
TAN, SANDSTONE, ALMOND	\$200	
WHITE, BROWN, GRAY	\$300	
BLACK, WALNUT, OAK, DRIFTWOOD	Call for Pricing 877-552-7020	

WINDOW OPTIONS Add \$75 per door.

SHERWOOD

WILLIAMSBURG

CASCADE

CATHEDRAL

STOCKTON

STOCKBRIDGE

WATERTON

PRAIRIE

*Prices are subject to change without notice. *Return trip and labor fee will be added to any additional order. *No surcharge for installations within 3 hours of our North Carolina shop; a 2.5% surcharge applies if beyond 3 hours or from our Arkansas or Texas shops.

510 / 511

NON INSULATED INSULATED

doorLink
Manufacturing, Inc.®

Traditional Raised Panel 25 Gauge

RAISED PANELS



↑ WHITE | STOCKTON WINDOW



↑ WHITE


Traditional Raised Panel

Constructed of top quality materials, highly detailed raised panel, deep woodgrain texture, and two coat prefinished paint system all combine to enhance the beauty of your home.

- 25 gauge steel
- 1.0 mil paint with 3 color options
- 8 window options
- R-value 6.85 **511 Feature*
- Vinyl interior skin **511 Feature*



WHITE



ALMOND



SANDSTONE

**Colors may vary from actual product*

FEATURES



25 GAUGE STEEL

Hot dipped galvanized steel construction with hemmed inside return rail provides superior strength and durability.



ROLLED SAFETY EDGES ON SECTION JOINTS

Eliminates sharp edges, and provides extra strength.



19 GAUGE HOT DIPPED GALVANIZED STILES

Heavy duty metal stiles give strong rigid support for all hinges, rollers, and operator attachment.



STILES ATTACHED WITH RIVETS

Provides superior strength when compared to common sheet metal joining methods.



TONGUE AND GROOVE MEETING RAILS

For superior strength and better sealing against wind, rain, and snow.



RIGID ALUMINUM RETAINER WITH WEATHERSTRIP

Provides added strength while securing replaceable U-type bottom astragal weatherstrip to help keep the elements out.



R-VALUE 6.85

Enhances your home's energy savings, makes your door operation quieter, and reduces exterior noise in your garage.

**511 Feature*



HIGH IMPACT PLASTIC BACK COVER

Protects the insulation, and enhances the interior look of your garage door. **511 Feature*



CFC FREE EXPANDED POLYSTYRENE


Environmentally friendly insulation that will not degrade with vibration or time. **511 Feature*

WINDOW GLASS OPTIONS

See website for glass options


SIZE OPTIONS

WIDTHS:



HEIGHTS: 6'6", 6'9", 7'0", 7'6", 7'9", 8'0"

WINDOW OPTIONS



#306
Sherwood

#305
Williamsburg

#591
Cascade

#393
Cathedral

#397
Stockton

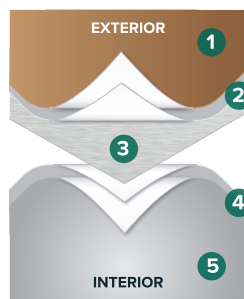
#597
Stockbridge

#320
Waterton

#897
Prairie

**Not all glazing options may be available from all distributors. No glazing on 18" sections.*

PAINT LAYERS

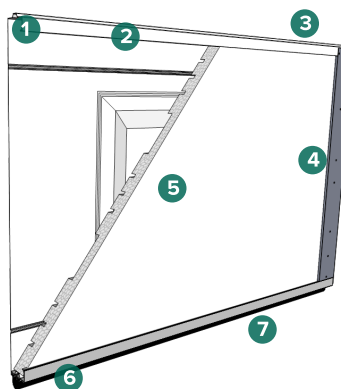


1.0 MIL PAINT SYSTEM

Includes .25 mil rust inhibiting primer and .75 mil exterior top coat that resists fading and chalking, while providing consistent color from panel to panel and more durability.

- 1 Paint - .75 MIL
- 2 Primer - .25 MIL
- 3 Steel
- 4 Primer - .2 MIL
- 5 Paint - .3 MIL

CONSTRUCTION



- 1 Tongue and groove meeting rails
- 2 Hemmed interior rails
- 3 2" thick section
- 4 19 gauge hot dipped galvanized steel stiles
- 5 CFC free expanded polystyrene insulation with vinyl backing (standard on 511)
- 6 Replaceable U-Type vinyl bottom weatherstrip
- 7 Extruded aluminum weatherstrip retainer

**This image is showing 511*