

RV COVER

18' - 30' WIDE






Vertical Style

Standard Features GA, KY, NC, SC, TN, VA, WV

- 29 Gauge Metal Roofing
- 14 Gauge Galvanized Steel Framing
- 5' On-Center Leg Spacing
- Double Welded Base Rail
- Double Welded Legs
- 14' Standard Leg Height
- Bracing on Every Roof Peak
- Bracing on Every Leg
- Ground, Concrete, or Asphalt Anchoring
- 17 Color Choices: Roof, Sides and Trim

If a 7K lull lift is required for installation, CBS can provide a lift for an additional \$3,750.

YOUR PREMIER STEEL BUILDING CHOICE

 Address: 510 Riverside Dr Mt. Airy NC 27030
  Website: CustomBuiltStructures.com
 Phone: 877-552-7020

VERTICAL STYLE ROOF

18x21	20x21	22x21	24x21	26x21	28x21	30x21
\$3,895	\$4,095	\$4,295	\$4,495	\$5,045	\$5,195	\$5,345
18x26	20x26	22x26	24x26	26x26	28x26	30x26
\$4,695	\$4,895	\$5,095	\$5,295	\$5,995	\$6,195	\$6,395
18x31	20x31	22x31	24x31	26x31	28x31	30x31
\$5,595	\$5,795	\$5,995	\$6,295	\$7,495	\$7,695	\$7,995
18x36	20x36	22x36	24x36	26x36	28x36	30x36
\$6,295	\$6,595	\$6,895	\$7,695	\$8,495	\$8,745	\$9,095
18x41	20x41	22x41	24x41	26x41	28x41	30x41
\$7,195	\$7,695	\$8,195	\$8,695	\$9,595	\$9,845	\$10,195
18x46	20x46	22x46	24x46	26x46	28x46	30x46
\$8,395	\$8,895	\$9,395	\$9,895	\$10,795	\$11,045	\$11,395
18x51	20x51	22x51	24x51	26x51	28x51	30x51
\$9,195	\$9,695	\$10,195	\$10,695	\$11,795	\$12,045	\$12,395

BOXED STYLE ROOF

18x21	20x21	22x21	24x21	26x21	28x21	30x21
\$3,295	\$3,495	\$3,695	\$3,895	\$4,245	\$4,395	\$4,545
18x26	20x26	22x26	24x26	26x26	28x26	30x26
\$3,945	\$4,145	\$4,345	\$4,545	\$5,095	\$5,295	\$5,495
18x31	20x31	22x31	24x31	26x31	28x31	30x31
\$4,695	\$4,895	\$5,095	\$5,295	\$5,995	\$6,195	\$6,395
18x36	20x36	22x36	24x36	26x36	28x36	30x36
\$5,445	\$5,645	\$5,845	\$6,045	\$6,895	\$7,295	\$7,595

*Prices are subject to change without notice and may be subject to surcharge. Check our website for current information.

*Return trip and labor fee will be added to any additional order. *Orders over \$7,500 require site pictures prior to scheduling install.

18'-30' Optional Features

	21'	26'	31'	36'	41'	46'	51'
12 Gauge 18'-20'-Wide	\$450	\$540	\$630	\$720	\$810	\$900	\$990
12 Gauge 22'-24' Wide	\$480	\$600	\$720	\$840	\$960	\$1,080	\$1,200
12 Gauge 26'-30' Wide	\$660	\$815	\$975	\$1,130	\$1,285	\$1,440	\$1,600
4' On Center	\$265	\$330	\$395	\$465	\$530	\$595	\$660

Side Height

HEIGHT	21'	26'	31'	36'	41'	46'	51'
14'	INC.	INC.	INC.	INC.	INC.	INC.	INC.
15'	\$125	\$150	\$175	\$200	\$225	\$250	\$275
16'	\$250	\$300	\$350	\$400	\$450	\$500	\$550

Close Both Sides

HEIGHT	21'	26'	31'	36'	41'	46'	51'
14'	\$1,825	\$2,250	\$2,675	\$3,100	\$3,525	\$3,950	\$4,375
15'	\$2,125	\$2,605	\$3,085	\$3,565	\$4,045	\$4,525	\$5,005
16'	\$2,200	\$2,705	\$3,210	\$3,715	\$4,220	\$4,725	\$5,230
Vertical Wainscoting	\$325	\$400	\$475	\$550	\$625	\$700	\$775

*15'-16' VERTICAL SIDING INCLUDED

Closed One End (Per End)

HEIGHT	18'	20'	22'	24'	26'	28'	30'
14'	\$1,650	\$1,825	\$2,000	\$2,175	\$2,075	\$2,325	\$2,525
15'	\$1,700	\$1,875	\$2,050	\$2,225	\$2,125	\$2,375	\$2,575
16'	\$1,880	\$2,070	\$2,260	\$2,360	\$2,450	\$2,625	\$2,835
Vertical Wainscoting	\$275	\$325	\$350	\$375	\$400	\$475	\$550
If unit is 12 Gauge add	\$100	\$125	\$150	\$175	\$200	\$225	\$250
If unit is 4' on center add	\$100	\$125	\$150	\$175	\$200	\$225	\$250

*14'-16' VERTICAL SIDING INCLUDED

Extra Panels

	Horiz / Vert.	J-Trim*
21'	\$130 / \$260	\$55
26'	\$150 / \$290	\$65
31'	\$170 / \$310	\$75
36'**	\$190 / \$330	\$85
41'**	\$250 / \$390	\$95
46'**	\$270 / \$410	\$105
51'**	\$290 / \$430	\$115

*Both Sides **Not a continuous Panel

Roll Up Doors

	Manual	Motor**
6x7	\$550	\$715
8x8	\$625	\$820
9x8	\$700	\$910
10x8	\$750	\$975
10x10	\$900	\$1,300
12x12	\$1,500	\$2,000
14x14 *	\$2,940	\$3,250

*Lift required.

** Must charge for Frame-Out for all Roll Up Doors with Motor.

**Roll Up Doors with Motors must be on Mayberry Overhead Doors order form and is installed separate after building installation.

Windows

24"x36"	30"x30"	30"x36"
\$180	\$200	\$220

Gables

WIDTH	Gable	Vert. Gable	Ext. Gable	Ext. Vert. Gable
12'-24'	\$225	\$300	\$450	\$600
26'-30'	\$330	\$450	\$660	\$870
32'-40'	N/A	\$995	N/A	N/A

Frame Outs Sides or Ends Must be Closed

Walk In Door	\$100	36"x80"
Window	\$90	30"x36"

45* Trim Kit- Dutch Openings

Per Opening	\$80
-------------	------

Must Closed Sides or Ends

Lean To Connection on End

12'-22'	24'-30'	32'-40'
\$300	\$400	\$500

Color Screws

Roof(Base)	Add 3%
Sides/Ends	Add 3%

Side Connection Per Side

21'L	26'L	31'L	36'L	41'L	46'L	51'L
\$125	\$140	\$160	\$180	\$200	\$220	\$240

Anchors

Extra Mobile Home/Asphalt Anchors :	\$30
-------------------------------------	------

Extra Panels

Trimmed Half Panels	21'L	26'L	31'L	36'L	41'L	46'L	51'L
Both Sides - Cannot be split	\$210	\$240	\$270	\$310	\$360	\$450	\$480

Concrete Dimensions

All Concrete Pads are Recommended to pour 3" wider on all sides.
Units 18x20 need to have 18'6"x20'6" Cement Pad

5" Seamless Gutters (Up to 100')

** Only offered within 3-Hour Radius of Mount Airy, North Carolina **
\$15/White Gutters \$20/Color Gutters

1 Downspout every 50-ft included, Extra Downspout \$100/ea. Leaf Guard is \$10/Ft Extra.
2 Week Lead Time / No Discounts / No Commission / Must be on separate order form.
Must be Paid in Full Before Install. No Labor Fee Under 14' tall.

NOTES:

*Prices are subject to change without notice and may be subject to surcharge. Check our website for current information.

**Return trip and labor fee will be added to any additional order. *Orders over \$7,500 require site pictures prior to scheduling